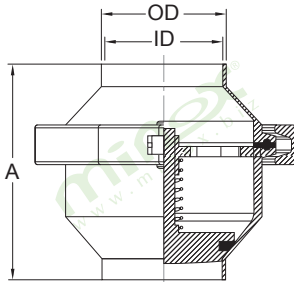


# Non Return Valve / Check Valve



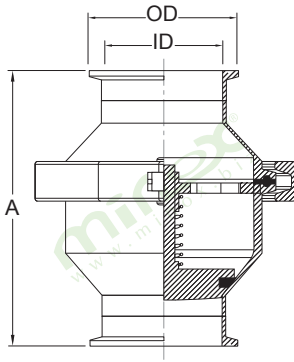
Product	: Non Return Valve / Check Valve
Application	: Designed to prevent reverse flow in pipeline
Body Material	: Stainless Steel 304 & 316L
Rubber Material	: EPDM, Silicone & FKM/FPM
Working Pressure	: Maximum 8 bar
Working Temperature	: -10°C to 135°C with EPDM seal, -10°C to 170°C with Silicone seal
	: -10°C to 200°C with FKM seal
Size	: 0.5" ~ 4", DN 20 ~ DN 125

# Non Return Valve / Check Valve



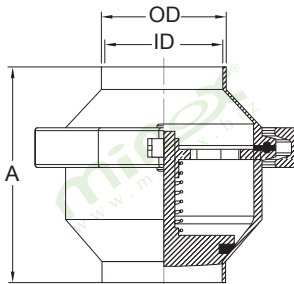
**Non Return Valve / Check Valve with Weld End Dimension (mm)**

Size (Inch)	A	OD	ID
0.5"	77.0	12.70	9.70
0.75"	79.0	19.05	16.05
1.0"	79.0	25.40	22.40
1.5"	79.0	38.10	35.10
2.0"	87.5	50.80	47.80
2.5"	97.7	63.50	60.50
3.0"	115.7	76.20	73.20
4.0"	125.4	101.60	97.60



**Non Return Valve / Check Valve with Clamp End Dimension (mm)**

Size (Inch)	A	OD	ID
0.5"	102.4	25.2	9.70
0.75"	104.4	25.2	16.05
1.0"	104.4	50.5	22.40
1.5"	104.4	50.5	35.10
2.0"	112.9	64.0	47.80
2.5"	123.1	77.5	60.50
3.0"	141.1	91.0	73.20
4.0"	157.2	119.0	97.60



**Non Return Valve / Check Valve with Weld End Dimension (mm)**

Size (DIN)	A	OD	ID
20	79.0	23	20
25	79.0	29	26
32	79.0	35	32
40	79.0	41	38
50	87.5	53	50
65	104.0	70	66
80	110.0	85	81
100	125.4	104	100
125	132.0	129	125

